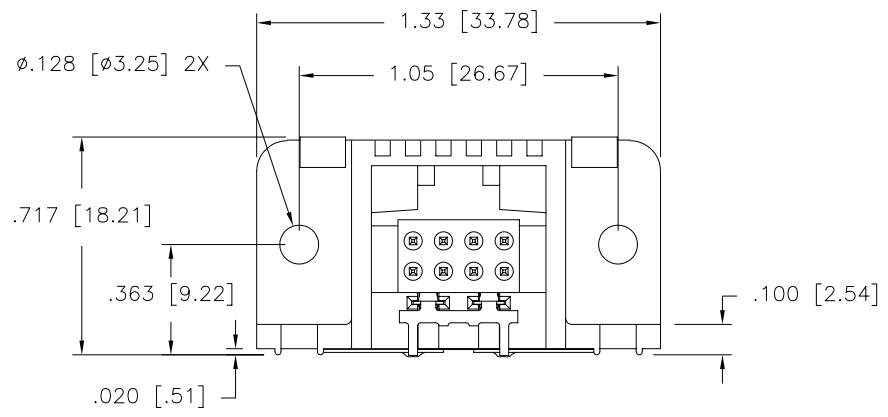
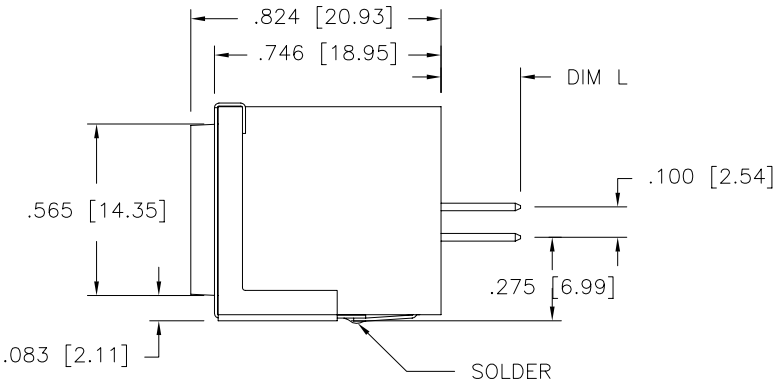
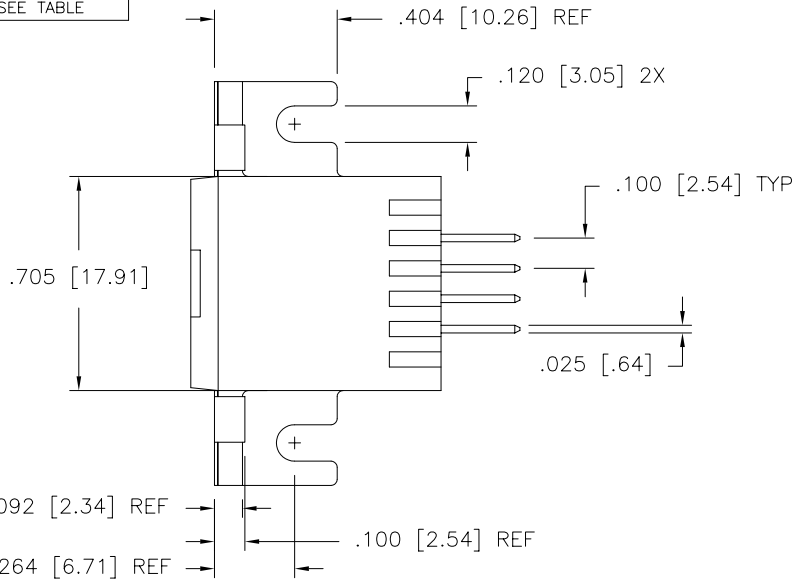


PRODUCT NUMBER
SEE TABLE



mat'l. code		surface ISO 1302 ✓		tolerance ISO 406 ISO 1101		projection INCH/MM		product family LATCH-N-LOK	
A - MRC 6/21/90		tolerances unless otherwise specified		angles .XX±.01/.3		INCH/MM		title 2X4 LNL VERTICAL PANEL MT. PANEL GROUND HEADER ASS'Y	
B - AR 11/2/90		linear .XXX±.005/.13		0°±2'		scale 1:1		dwg no 78086	
C V02231 TFG 10/11/00		.xxxx±.0020/.051						sheet 1 of 2 size A3	
D V10986 TFG 2/22/01		dr M. CORNMANN 6/21/90						type Product Customer Drawing	
E M05-0050 ERE 3/15/05		enfr D. HORCHLER 6/21/90							
F M06-0365 AGS 9/20/06		chr D. HORCHLER 6/21/90							
		appd D. HORCHLER 6/21/90							
sheet index	revision sheet	F 1	F 2						

FCJ
 FCIconnect.com
 Copyright FCJ

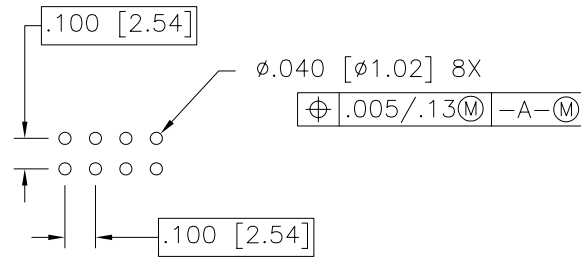
78086-XXXLF

LEAD FREE OPTION (6) (8)

	COLOR (4)	
1	70343-LT-GRAY	OBS
2	80166-OFF-WHITE	
3	70634-DK-GRAY	OBS
4	701-BLACK	
5	70511-SLATE-GRAY	OBS
7	70455-SILVER-GRAY	
8	80489-PEARL-WHITE	OBS
9	70419-PEBBLE-GRAY	

	PLATING (9)
0	30u" GXT
3	30u" AU OVER 50u" NI
5	50u" AU OVER 50u" NI

PIN LENGTH	
	DIM L
0	.130/3.30
1	.230/5.84
2	.318/8.08



RECOMMENDED P.C.B. LAYOUT

NOTES:

- HEADER SHROUD
MAT'L: POLYCARBONATE.
94 V-0 RATED
- GROUND CONTACT
MAT'L: COPPER ALLOY
PLATING: 100-160u"/2.54-4.06u" TIN
- SIGNAL CONTACT
MAT'L: COPPER ALLOY
PLATING: SEE TABLE
- (4) NUMBERS SHOWN ARE FOR G.E. LEXAN AND ARE FOR REFERENCE ONLY.
- (5) THIS ASSEMBLY U.L. APPROVED PER FILE E66906, VOL. 1, SEC. 84 AND CSA APPROVED PER MASTER FILE LR 46923.
- (6) ADD LF SUFFIX AT THE END OF PART NUMBER FOR LEAD FREE OPTION.
- THE HOUSING WILL WITHSTAND EXPOSURE TO 260°C PEAK TEMPERATURE FOR 15 SECONDS IN A WAVE SOLDER APPLICATION WITH A 1.5mm MINIMUM THICK CIRCUIT BOARD. SEE APPLICATION NOTES/PROCEDURES IF THEY ARE AVAILABLE.
- (8) THIS PRODUCT MEETS EUROPEAN UNION DIRECTIVES AND OTHER COUNTRY REGULATION AS DESCRIBED IN GS-22-008.
- (9) PLATING OPTIONS:
MAY BE EITHER GOLD OR GXT PLATED AT MANUFACTURER'S OPTION.

mat'l. code		surface ISO 1302 ✓		tolerance ISO 406 ISO 1101		projection ⊕		product family LATCH-N-LOK	
ltr		ecn no		dr		date		title	
F								2X4 LNL VERTICAL PANEL MT. PANEL GROUND HEADER ASS'Y	
				angles		linear		INCH/MM	
				0°±2'		.XX±.01/.3 .xxx±.005/.13 .xxxx±.0020/.051		scale 1:1	
				dr		M. CORNMAN 6/21/90		dwg no	
				enr		D. HORCHLER 6/21/90		sheet 2 of 2 size	
				chr		D. HORCHLER 6/21/90		78086 A3	
				app		D. HORCHLER 6/21/90		type Product Customer Drawing	
sheet index		revision sheet							



Copyright FCI